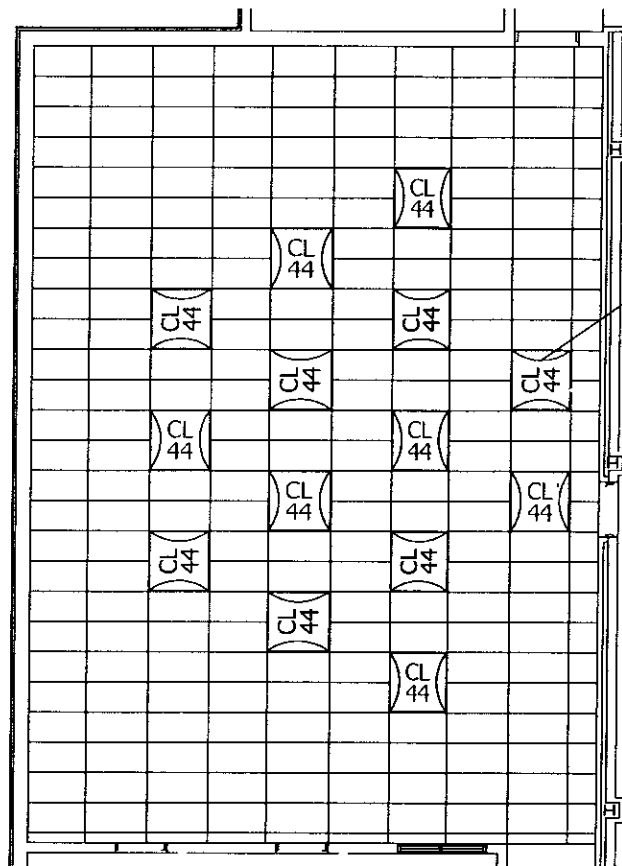


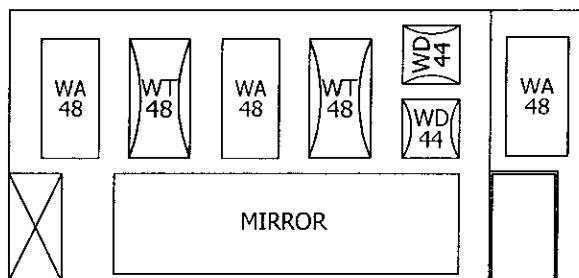
PLAN VIEW



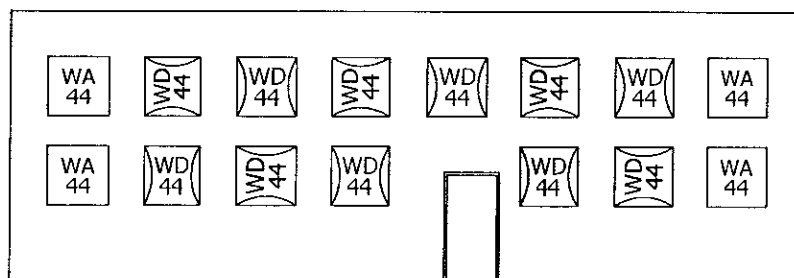
REFLECTED CEILING PLAN

4'X4' CONVEX CEILING
DIFFUSERS (LAYIN)

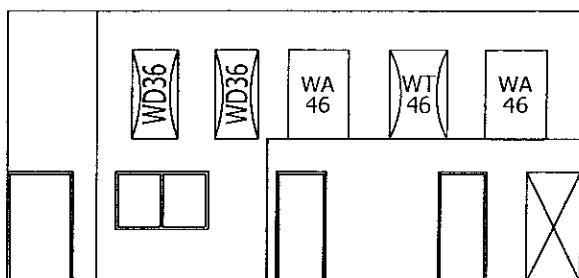
QTY	DESCRIPTION
4	4x4 (WA44) 3" WALL ABSORBER
8	4x6 (WA46) 3" WALL ABSORBER
3	4x8 (WA48) 3" WALL ABSORBER
14	4x4 (CL44) CEILING DIF (LAYIN)
2	3x6 (WD36) WALL DIFFUSER
13	4x4 (WD44) WALL DIFFUSER
5	4x6 (WT46) TYPE II WALL DIFFUSER
2	4x8 (WT48) TYPE II WALL DIFFUSER
51	TOTAL



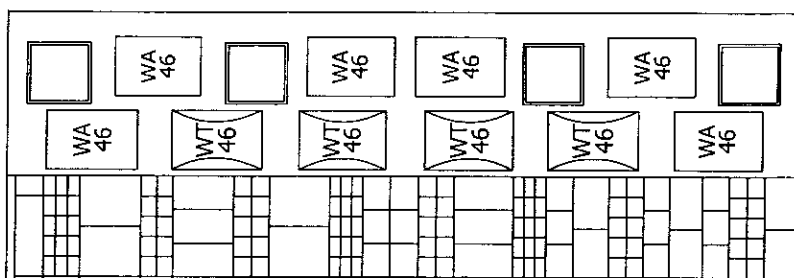
VIEW "A"



VIEW "B"



VIEW "C"



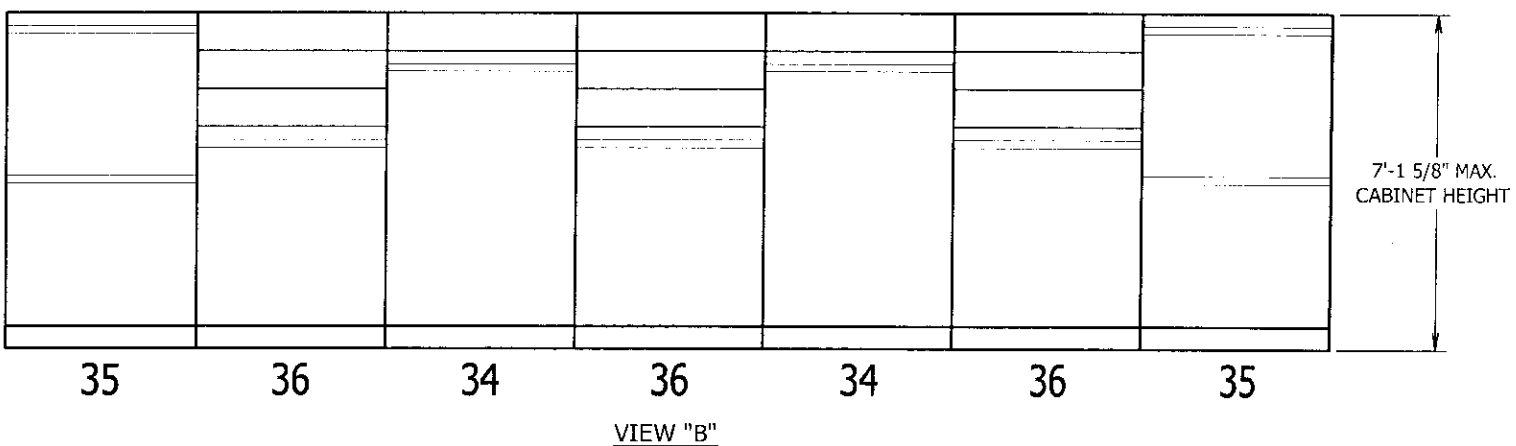
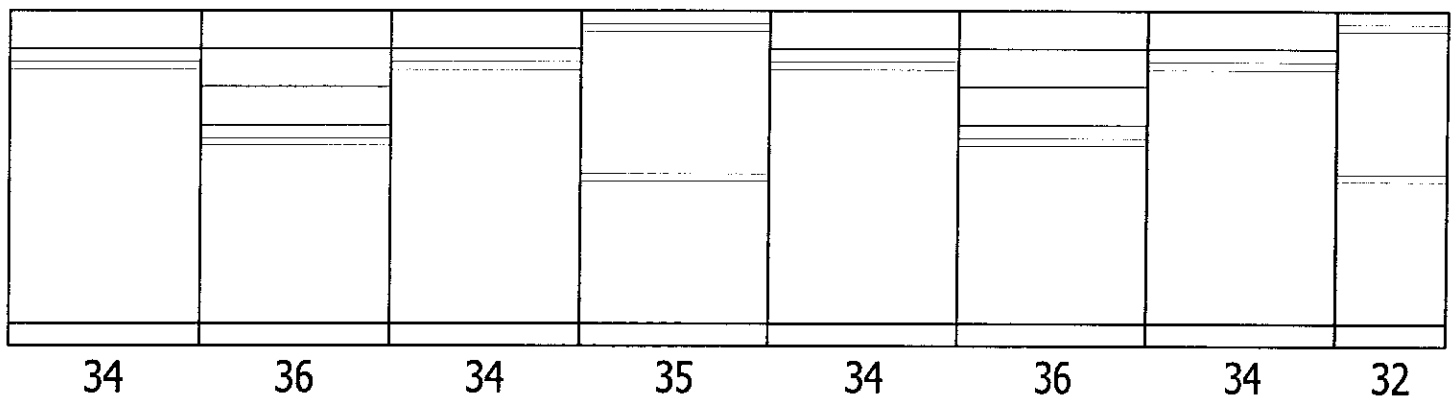
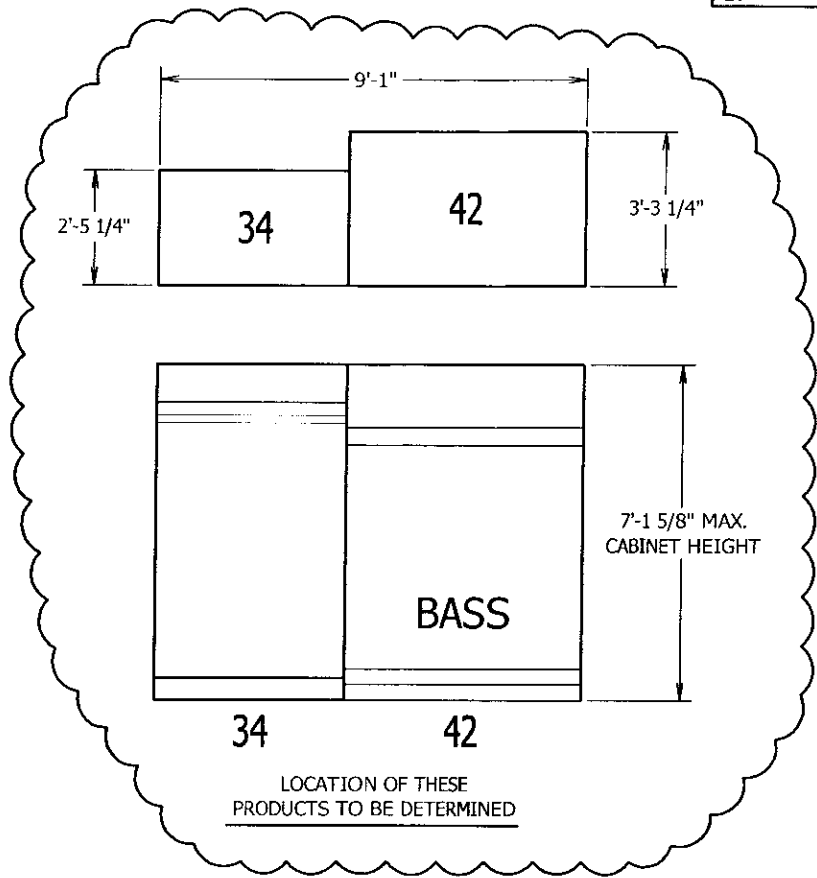
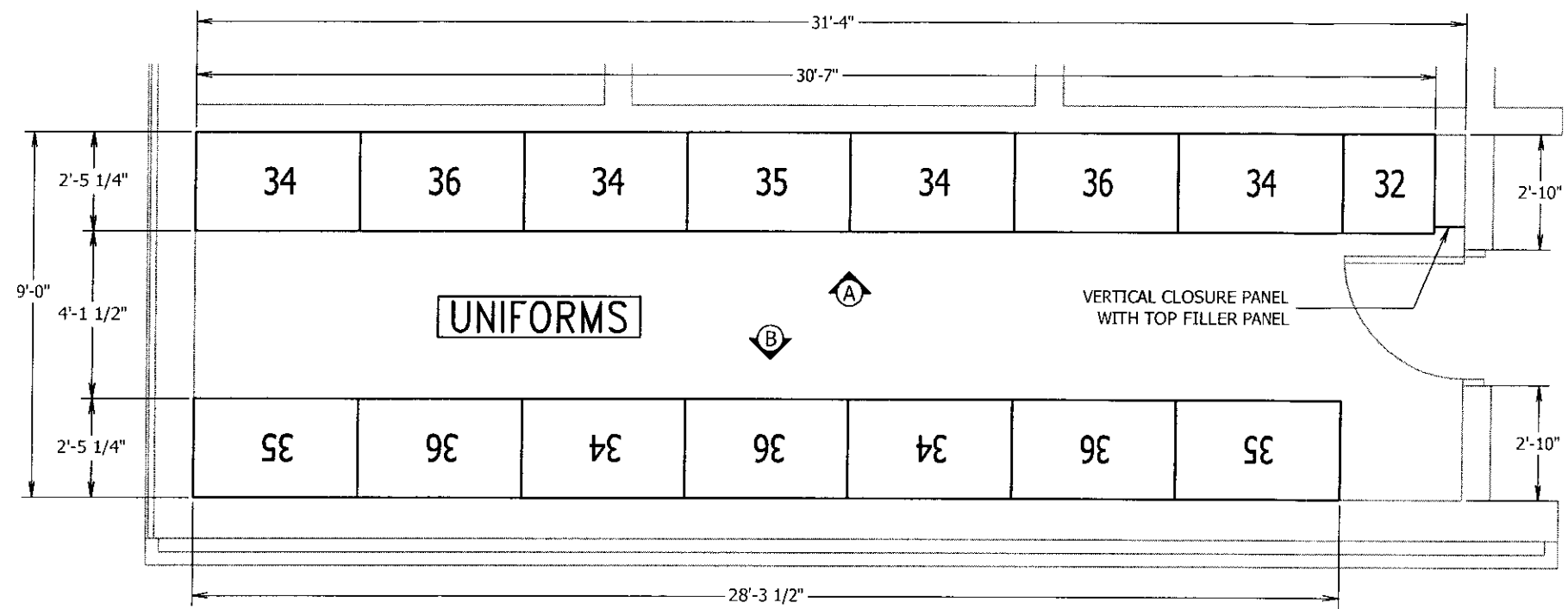
VIEW "D"

NOTES:

1. WHEN USING SUSPENDED ABSORPTIVE TILE CEILING, WENGER REQUIRES 1" GLASS FIBER PANELS WITH AN NRC VALUE OF 0.95.
2. CHANGES TO RECOMMENDED PLACEMENT OF PANELS ALONG WITH ANY SUBSTITUTION OF PANELS, OTHER THAN THOSE SUPPLIED BY WENGER CORPORATION, MAY NEGATIVELY AFFECT THE ACOUSTICAL PERFORMANCE OF THE ROOM. ANY ADDITIONAL PANELS NEEDED FOR CORRECTION OF ACOUSTICAL DEFICIENCIES DUE TO IMPROPER PLACEMENT OR USE OF NON "WENGER" PRODUCTS, WILL BE AT THE COST OF THE CUSTOMER.
3. PANEL LAYOUT BASED ON GROUP FACING VIEW "B".
4. SUGGESTED THAT TOP EDGES OF TACK BOARD AND CHALK BOARD BE TILTED 3" TO 4" AWAY FROM WALL.
5. ACOUSTICAL PANEL LOCATIONS ARE APPROXIMATE AND MAY REQUIRE MINOR ADJUSTMENT BASED UPON ACTUAL JOB SITE CONDITIONS.
6. CUSTOMER TO VERIFY THAT THE LIGHTS, HVAC, SPRINKLERS, ETC. ARE POSITIONED TO WORK WITH THE CEILING DIFFUSER PANELS AS SHOWN ON THIS DRAWING.

REVISIONS REV. PER NEW DRAWING FROM THE CUSTOMER. 10/27/09 HX REV. PER NEW DRAWING FROM THE CUSTOMER. 11-13-09 HX	PREPARED FOR: BUCKEYE VALLEY HIGH SCHOOL DELAWARE, OH 43015		For Tolerance Specifications see: ESS2002	For Engineering Specifications see:	Finish Instructions: ---	Sheet Size: B	
	LEVEL A B	TITLE: ACOUSTICAL PANEL LAYOUT VOCAL AND INSTRUMENTAL ROOM		Workmanship Standards Document see: PCD-0009	The information contained in this drawing is the sole property of WENGER CORPORATION. Any reproduction in part or as a whole without the written permission of WENGER CORPORATION is prohibited.	DATE: 10/05/09 DRAWN BY: HX CHECKED BY: W/O NUMBER: --- SCALE: N.T.S.	

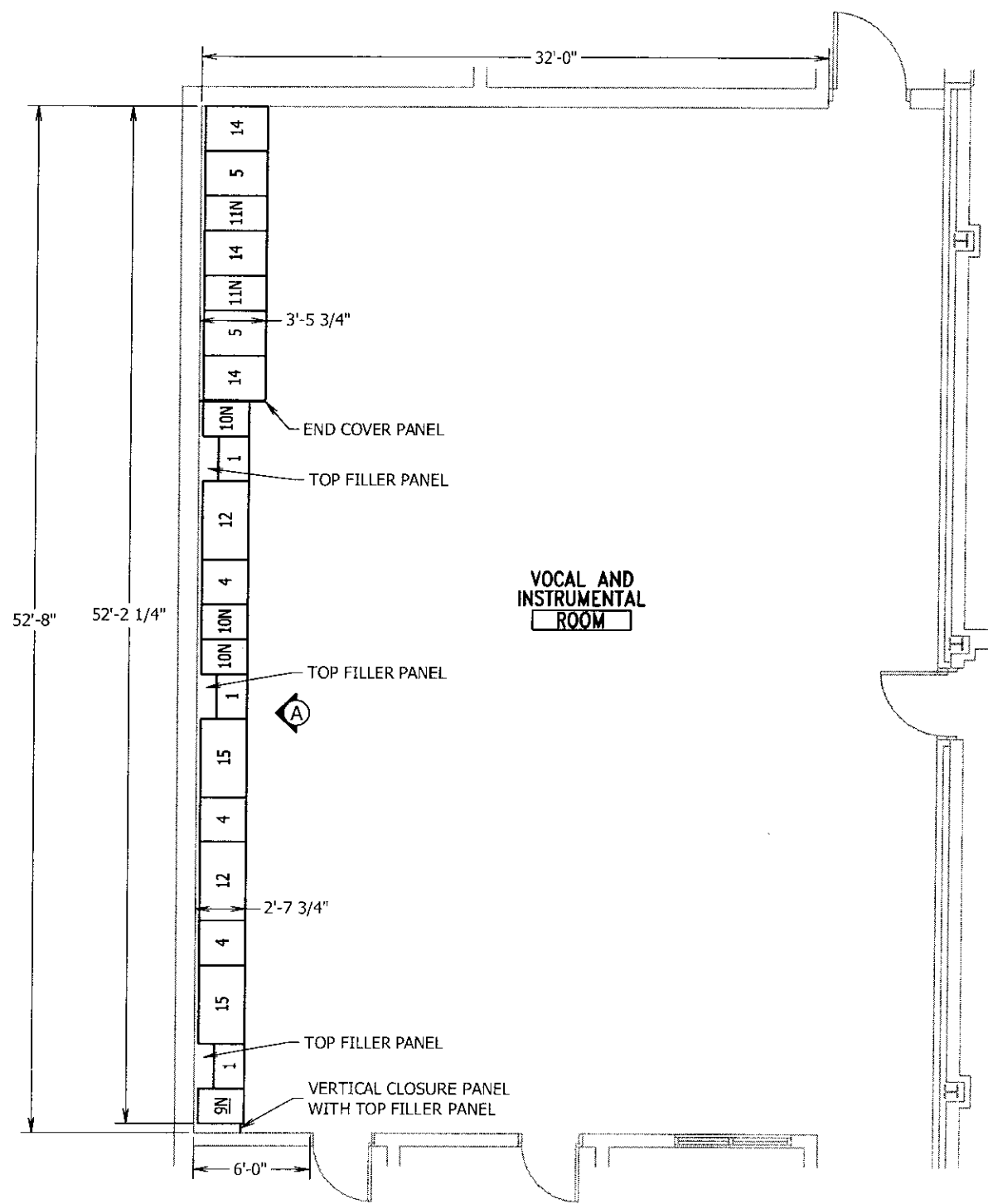
WENGER PRODUCTS	
QTY.	DESCRIPTION
1	#32 CABINET
7	#34 CABINET
3	#35 CABINET
5	#36 CABINET
1	#42 CABINET BASS
17	TOTAL



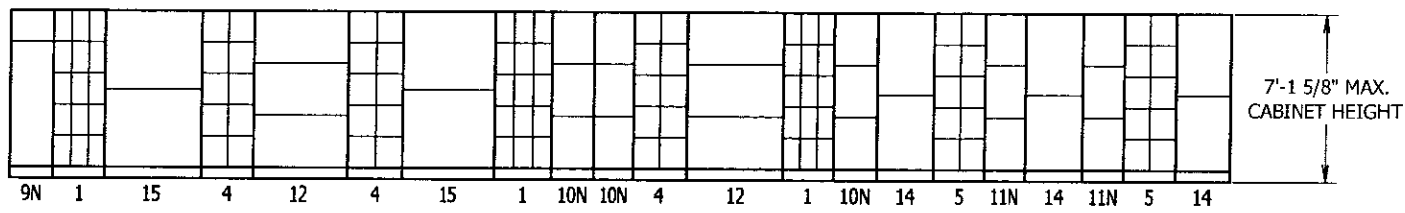
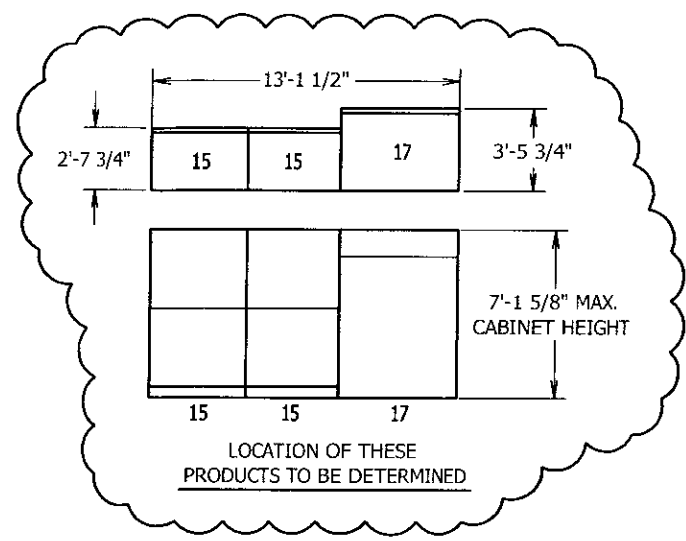
NOTES:

1. VERIFICATION OF BUILDING DIMENSIONS TO BE CONFIRMED BY GENERAL CONTRACTOR PRIOR TO CONSTRUCTION. CABINETS ARE PREFABRICATED IN STANDARD SIZES.
2. IN AN AREA WHERE SOFFITS ARE TO BE CONSTRUCTED ABOVE WENGER CABINETS, A ROUGH OPENING HEIGHT OF 7'-6" IS REQUIRED FOR CABINET INSTALLATION.
3. CABINET DOORS HAVE LATCHES READY TO RECEIVE STANDARD PADLOCKS. PADLOCKS ARE NOT INCLUDED.
4. WALL/FLOOR AREA SPECIFIED FOR CABINET INSTALLATION MUST BE FREE OF OBSTRUCTIONS SUCH AS LIGHT SWITCHES, OUTLETS, HVAC, CLOCKS, SIGNS, ETC.
5. OYSTER COLORED CLOSURE PANELS ARE INCLUDED IN BID PRICE AND SHOWN AS PER DRAWING.
6. CABINETS TO HAVE FULL WOOD DOORS.
7. CABINET COLOR COMBINATION TO BE SELECTED.

REVISIONS	PREPARED FOR: BUCKEYE VALLEY HS BAND ROOM DELAWARE, OH 43015	For Tolerance Specifications see: ES52002	For Engineering Specifications see:	Finish Instructions: ----	Sheet Size: B	<p>OWATONNA, MN - TELEPHONE 507-455-4100</p>
		Workmanship Standards Document see: PCD-0009		DATE: 10/5/09	DRAWN BY: M.J.	
TITLE:	CABINET LAYOUT UNIFORMS	The information contained in this drawing is the sole property of WENGER CORPORATION. Any reproduction in part or as a whole without the written permission of WENGER CORPORATION is prohibited.		CHECKED BY: SMNB	DWG. NO. 17055C101	SHEET 1 OF 2
				SCALE: 1/4"=1'-0"		REV



VOCAL AND INSTRUMENTAL ROOM



VIEW "A"

WENGER PRODUCTS	
QTY.	DESCRIPTION
3	#01 ACOUSTICABINET
3	#04 ACOUSTICABINET
2	#05 ACOUSTICABINET
1	#09N ACOUSTICABINET
3	#10N ACOUSTICABINET
2	#11N ACOUSTICABINET
2	#12 ACOUSTICABINET
3	#14 ACOUSTICABINET
4	#15 ACOUSTICABINET
1	#17 ACOUSTICABINET
24	TOTAL

NOTES:

1. VERIFICATION OF BUILDING DIMENSIONS TO BE CONFIRMED BY GENERAL CONTRACTOR PRIOR TO CONSTRUCTION. CABINETS ARE PREFABRICATED IN STANDARD SIZES.
2. IN AN AREA WHERE SOFFITS ARE TO BE CONSTRUCTED ABOVE WENGER CABINETS, A ROUGH OPENING HEIGHT OF 7'-6" IS REQUIRED FOR CABINET INSTALLATION.
3. CABINET DOORS HAVE LATCHES READY TO RECEIVE STANDARD PADLOCKS. PADLOCKS ARE NOT INCLUDED.
4. WALL/FLOOR AREA SPECIFIED FOR CABINET INSTALLATION MUST BE FREE OF OBSTRUCTIONS SUCH AS LIGHT SWITCHES, OUTLETS, HVAC, CLOCKS, SIGNS, ETC.
5. **OYSTER COLORED** CLOSURE PANELS ARE INCLUDED IN BID PRICE AND SHOWN AS PER DRAWING.
6. CABINETS TO HAVE COMPARTMENT WATERFALL GRILLE DOORS.
7. CABINET COLOR COMBINATION TO BE SELECTED.

REVISIONS	LEVEL	PREPARED FOR: BUCKEYE VALLEY HS BAND ROOM DELAWARE, OH 43015	For Tolerance Specifications see: ES52002	For Engineering Specifications see:	Finish Instructions: ----	Sheet Size: B	
		TITLE: ACOUSTICABINET LAYOUT VOCAL AND INSTRUMENTAL ROOM	Workmanship Standards Document see: PCD-0009	DATE: 10/5/09	DRAWN BY: M	DWG. NO. SHEET 2 OF 2 REV	
			The information contained in this drawing is the sole property of WENGER CORPORATION. Any reproduction in part or as a whole without the written permission of WENGER CORPORATION is prohibited.		CHECKED BY: SMNB	17055C101	